



## bema 35 Dual PowerMaster



### PROFESSIONAL USE EVERY DAY

#### Main brush Ø 700 mm with different trims

The powerful and robust bema 35 Dual PowerMaster easily cleans construction sites, roads, industrial areas and biogas plants. Whether fine dust, dirt or even stuck mud and tyre grime, there is no debris that the bema 35 Dual PowerMaster can not remove quickly and effectively.









### FEATURES

- ✓ **Automatic adjustment:**  
The 3D roller level compensation and the optional swivel joint balance effortlessly any unevenness.
- ✓ **Manages of large amounts of dirt:**  
Collection container with a large volume.
- ✓ **Long service life thanks to maintenance-free, internal motors and reliable thanks to central control:**  
The Hydroblock contains all of the hydraulic control and safety elements such as an overpressure valve, overrun protection of the main brush, a switching valve for the collection container „Dual“ and connection options for the rotary side brushes. The premium version including flow control valve (up to 220 l/min), a load sensing system and an additional electric 2-way valve is optionally available.
- ✓ **Flexible use, thanks to the Dual system:**  
Fast and easy switching between free sweeping and collecting dirt, no changeover time required.
- ✓ **Optimally equipped for every application:**  
Equipment of the sweeper according to customer requirements.

### CARRIER VEHICLES

-  Wheel loader  
up to 12 t
-  Telehandler
-  Unimog truck
-  Forklift
-  Tractor  
front

### OPTIONAL EQUIPMENT

-  Water spray unit  
main brush, rotary side brushes
-  Rotary side brush  
with bema SideControl
-  Mechanical drive  
incl. drive shaft
-  Hydraulic lateral movement  
500 mm to the left/right
-  Hydraulic swivel device  
20° to the left/right
-  Scrapper unit  
without/with collection container
-  High-pressure water unit  
120 bar or 50 bar
-  bema Control  
from 3 functions available



bema 35 Dual PowerMaster equipped with collection container Dual including scrapper unit, high-pressure water unit, water tank in the rear and certified camera system (see page 58/59)



bema 35 Dual PowerMaster with water spray unit and rotary side brush (free sweeping)



bema 35 Dual PowerMaster with hydraulic lateral movement (collection container opened / free sweeping)



bema 35 Dual PowerMaster in municipal use, Unimog attachment

## TECHNICAL DATA

Machine type	bema 35 Dual PowerMaster			
Working width	2050 mm	2300 mm	2600 mm	2800 mm
Drive	Hydraulic drive, powerful Gerotormotor with drive shaft Ø 32 mm, completely inside (heavy series). Optional mechanical drive incl. drive shaft		Hydraulic drive, two powerful Gerotormotors with drive shaft Ø 32 mm, completely inside (heavy series). Optional mechanical drive incl. drive shaft	
Minimum hydraulic power of the carrier vehicle	40 l/min		80 l/min	
Weight basic machine <small>excl. special equipment (approx.)</small>	470 kg	485 kg	490 kg	500 kg
Volume / weight <small>(approx.)</small> collection container Dual	480 l / 185 kg	540 l / 200 kg	610 l / 210 kg	670 l / 225 kg
Main brush Ø 700 mm	Steel/PPN spiral segment brush, PPN or snow brush PPN, optional steel flat wire/PPN mixture brush. Toolless and stepless adjustment of the main brush via adjustment spindle			
Brush speed	Recommended 100 to 150 rpm			
Wheels	Super-elastic wheels Ø 300 x 90 mm (railsafe)			
Rotary side brush Ø 600 mm <small>(optional equipment)</small>	Hydraulic drive including bema SideControl (comfort operation, combines 3-way valve and speed controller), rotary side brushes are available for the right and/or left side, selectable brushes: PPN, steel/PPN, steel flat wire/PPN, steel flat wire, weed trim			
Water spray unit <small>(optional equipment)</small>	240/400 litres water tank, tank filter and 12/24 volts pressure pump (direct injection of water into the main brush and rotary side brushes)			
Further attachments and equipment, as well as special constructions on request. Technical data and weight measurements are approximate and non-binding. Weight measurements without special equipment and attachment. Mistakes and errors reserved. © bema GmbH Maschinenfabrik (2023.01)				

## FEATURES IN DETAIL



Stable Super-elastic wheels Ø 300 x 90 mm, telehandler attachment



3D roller level compensation and optional swivel joint



Hydroblock and bema SideControl